

**greenworks™**



# 2012 Garden Tools

Life Gets Easier™

## New From GreenWorks

GreenWorks 40V and 24-V products are powered by rechargeable Lithium-ion batteries which are available in standard 2A or high capacity 4A. Innovative and easy to use, the entire GreenWorks family of 40V and 24-V hand-held products is designed with features and performance that make lawn care easier.

With GreenWorks, Life Gets Easier™





# 40V LITHIUM

The Highest Power in the Industry –  
Only from GreenWorks

GreenWorks combines Lithium-ion battery technology with high-efficiency motors to create the first cordless hand-held line with gas-comparable performance.

# 24V LITHIUM

High-performance and longer running times give you all the run time and power you need for a beautifully finished yard. GreenWorks Tools are quieter, cleaner, lighter and easy to use, so you can get through your yard work quickly and efficiently.

GreenWorks Tools line of powerful Lithium-ion battery yard care tools offers premium performance and versatile features that empower you to get your yard work done quickly and efficiently, so that your work, and your life, gets easier. GreenWorks Tools is the best choice in gas-free yard care.

Stop wearing out your arm on a pull cord. Stop filling gas cans. The GreenWorks Lithium System of Tools requires none of that – plus our charging systems have received the ENERGY STAR® approval rating.



ENERGY STAR-approved battery charges, which are held to tight efficiency guidelines, determined by the Environmental Protection Agency and Department of Energy, reduce energy usage by an average of 35 percent from conventional yard tools.



No Emissions – Ever. The GreenWorks products that you purchase have a ZERO carbon footprint. We'll say that again. Our entire product line will never release an ounce of carbon emission into the air.

Plus, this efficiency requires no sacrifice from you. We'll provide all the power you need without polluting the air. No more tune-ups or maintenance.

**No more emissions.**

**No Impact  
Beautiful  
Yards.**



8 reasons why GreenWorks Tools' revolutionary Lithium-ion battery technology delivers maximum performance, outstanding power and longer full-power run time:

- » **Longer Run Times** • Up to 3x longer run times than traditional NiCd batteries, reducing need to recharge during long periods of use. Great for bigger yards.
- » **Full Power for Duration of Charge** • Lithium-ion battery power doesn't fade. Unlike the gradual decline in the power of a nickel-cadmium battery, Lithium-ion cells maintain consistent power throughout the entire cycle. You get virtually the same power from start to finish, and without RPM fade. Runs at full power until "empty."
- » **Long-Lasting Charge & 3-4 Times Longer Life Span** • Lithium-ion batteries have 3 to 4 times the number of charge cycles compared to traditional nickel-cadmium batteries, while also offering extended storage times with less self-discharge. Up to 2,000 charge cycles with Lithium-ion!
- » **Lightest Weight** • Lithium-ion batteries have the best power to weight ratio. They typically are about 1/3 the weight of NiCd batteries.
- » **Environmentally Friendly** • GreenWorks Tools Lithium-ion batteries are recyclable and are manufactured without heavy metals.
- » **No Memory Effect** • Lithium-ion batteries can be charged any time with no negative memory effect, so they will be at peak power even after hundreds of charge cycles. Even a few minutes of charging gives you enough full power to finish the job.
- » **Low Discharge Rate** • Lithium-ion batteries have a low discharge rate (up to 5x less than NiCd batteries) so your tool will be ready to use even after months of no use, even in extreme heat or cold.
- » **Energy-Star Approved Chargers** • All GreenWorks Tools Lithium-ion battery chargers are Energy Star rated and reduce energy usage by an average of 35%.



## 12" 24V Lithium-ion Battery Trimmer/Edger

Model: 21222

Swivel adjustable head



Easy edger converts from trimmer to edger with push of a button

### Features

- » 10"/12" adjustable cutting path
- » .065 automatic single line feed
- » 24 Volt high power rechargeable Lithium-ion battery. Available in standard 2A and high capacity 4A

### Specifications

- » Easy edger - converts from trimmer to edger at push of a button
- » Multi-position pivoting head
- » Cushion and over-mold grips and handles for operator comfort
- » Comfort reach - cushioned forearm rest for comfort and leverage
- » Lock-off switch helps prevent accidental start ups
- » Variable speed switch for normal to max trimming speed

### Features

- » 12" cutting path
- » .065 automatic single line feed
- » 20 Volt rechargeable Lithium-ion battery. Available in standard 2.6A and high capacity 5.5A

### Specifications

- » Easy edger - converts from trimmer to edger with push of a button

## 12" 20V Lithium-ion Battery Trimmer/Edger

Model: 21602



Easy edger converts from trimmer to edger with push of a button

## 12" 40V Lithium-ion Battery Trimmer/Edger

Model: 21237

Swivel adjustable head



### Features

- » 10"/12" adjustable cutting path
- » .065 automatic single line feed
- » 40 Volt high power rechargeable Lithium-ion battery. Available in standard 2A and high capacity 4A

### Specifications

- » Easy edger - converts from trimmer to edger with push of a button
- » Multi-position pivoting head
- » Variable speed - switch to max speed to tackle the toughest weeds
- » Cushion and over-mold grips and handles for operator comfort
- » Comfort reach - cushioned forearm rest for comfort and leverage
- » Lock-off switch helps prevent accidental start ups

## 13" 4A Electric String Trimmer

Model: 21212



### Features

- » 13" cutting path
- » .065 automatic single line feed
- » 4A motor

### Specifications

- » 180° rotating handle for edging
- » Adjustable telescoping shaft to accommodate operator's height
- » Cord lock prevents cord from disconnecting

Adjustable telescoping shaft to accommodate operator's height

## 15" 5.5A Electric String Trimmer

Model: 21052



Adjustable telescoping shaft to accommodate operator's height

### Features

- » 15" cutting path
- » .065 automatic single line feed
- » 5.5A motor

### Specifications

- » 3-position pivoting head tilts for hard to trim areas
- » 180° rotating handle for edging
- » Adjustable telescoping shaft to accommodate operator's height
- » Cord lock prevents cord from disconnecting



**Specifications:**

- » 24" blade length, dual action steel blades
- » 2/3 cutting capacity
- » 40 Volt high power rechargeable Lithium-ion battery  
Available in standard 2A and high capacity 4A

**Features:**

- » Rotating rear handle for trimming comfort at multiple angles
- » Cushion and over-mold grips and handles for operator comfort
- » Clear view knuckle guard see-through design for precision cutting
- » Rear handle lock-off switch helps prevent accidental start ups

**24" 40V  
Lithium-ion Battery  
Rotating Hedge  
Trimmer**

Model: 22637



Dual action steel blades

**Specifications:**


- » 22" blade length, dual action steel blades
- » 2/3" cutting capacity
- » 24 Volt high power rechargeable Lithium-ion battery. Available in standard 2A and high capacity 4A

**Features:**

- » Easy trim rotating handle - push button activated for variable cutting angles
- » Cushion and over-mold grips and handles for operator comfort
- » Clear view hand guard see-through design for precision cutting
- » Rear handle lock-off switch helps prevent accidental start ups

**22" 24V  
Lithium-ion Battery  
Rotating Hedge  
Trimmer**

Model: 22132



Dual Action Steel Blades

Easy trim rotating handle - push button activation for variable cutting angles

**Specifications:**

- » 22" blade length, dual action steel blades
- » 9/16" cutting capacity
- » 20 Volt rechargeable Lithium-ion battery. Available in standard 2.6A and high capacity 5.5A

**Features:**

- » 3-sided comfort handle for trimming at multiple angles
- » Clear view hand guard see-through design for precision cutting
- » Lock-off switch helps prevent accidental start ups

**22" 20V  
Lithium-ion Battery  
Hedge Trimmer**

Model: 22612





**Specifications:**

- » 22" blade length
- » Dual action steel blades
- » 4A motor

**Features:**

- » Easy trim rotating handle for variable cutting angles
- » Integrated cord lock
- » Cushioned over-mold grip for operator comfort

**22" 4A Electric Rotating Hedge Trimmer**

Model: 22058



**Specifications:**

- » 18" blade length, dual action steel blades
- » 3/8" cutting capacity
- » 2.7A motor

**Features:**

- » Integrated cord lock prevents cord from disconnecting
- » Lock-off switch helps prevent accidental start ups

**18" 2.7A Electric Hedge Trimmer**

Model: 22102



**Specifications:**

- » 22" blade length, dual action steel blades
- » 9/16" cutting capacity
- » 4A motor

**Features:**

- » 3-sided comfort handle for trimming at multiple angles
- » Integrated cord lock prevents cord from disconnecting
- » Lock-off switch helps prevent accidental start ups

**22" 4A Electric Hedge Trimmer**

Model: 22112



**Specifications**

- » 132 MPH Blower
- » 20 Volt rechargeable Lithium-ion battery. Available in standard 2.6A and high capacity 5.5A

**Features**

- » 2-speed motor allows for multiple uses
- » 2-piece blower tube provides extended reach



**20V Lithium-ion Battery Blower**


Model: 24602

**Specifications**

- » 90/130 MPH
- » 24 Volt high power rechargeable Lithium-ion battery. Available in standard 2A and high capacity 4A

**Features**

- » 2-speed button easily shifts from normal to max air speed
- » Cushion over-mold grip for operator comfort



**24V Lithium-ion Battery Blower**

Model: 24122

**Specifications**

- » 90/150 MPH
- » 40 Volt high power rechargeable Lithium-ion battery. Available in standard 2A and high capacity 4A

**Features**

- » 2-speed button easily shifts from normal to max air speed
- » Adjustable nozzle tip widens or narrows for targeted air flow
- » Cushion over-mold grip for operator comfort



**40V Lithium-ion Battery Blower**

Model: 24107

**7A 160 MPH**  
**Electric Blower**

Model: 24012



**Specifications**

- » 160 MPH
- » 7A motor

**Features**

- » Integrated cord lock prevents cord from disconnecting

**Specifications**

- » 150/235 MPH / 380 CFM
- » 12A motor

**Features**

- » 16:1 mulch ratio
- » Magnesium impeller increases mulch ratio while eliminating debris jams
- » 1 bushel snap-on shoulder bag with shoulder harness
- » Tool-less conversion from blower to vac/mulcher
- » Reduces 16 bags of raked leaves into 1 bag of mulched leaves
- » Variable speed blower for varied tasks

**12A Mulching**  
**Electric Blower/Vac**

Model: 24072



**Specifications**

- » 150/230 MPH / 380 CFM
- » 12A 2-speed motor

**Features**

- » 14:1 mulch ratio
- » 1 bushel snap-on shoulder bag with shoulder harness
- » Tool-less conversion from blower to vac/mulcher
- » Reduces 14 bags of raked leaves into 1 bag of mulched leaves

**12A 2-Speed**  
**Electric Blower/Vac**

Model: 24022





## 10" 20V Lithium-ion Battery Chain Saw

Model: 20602



### Specifications:

- » 10" bar and chain
- » 20 Volt high power rechargeable Lithium-ion battery. Available in standard 2.6A and high capacity 5.5A

### Features:

- » Over-mold handle grip for operator comfort
- » Tooled chain tensioning with quick adjust knob
- » Auto oiler with clear view window for easy oil level check

### Specifications:

- » 10" bar and chain
- » 24 Volt high power rechargeable Lithium-ion battery. Available in standard 2A and high capacity 4A

### Features:

- » Cushion over mold handles and grips for operator comfort
- » Tool-less chain tensioning with quick adjust knob
- » Hand guard for added protection
- » Rear handle lock-off switch to prevent accidental start ups
- » Auto oiler with clear view window for easy oil level check



## 10" 24V Lithium-ion Battery Chain Saw

Model: 20092

## 12" 40V Lithium-ion Battery Chain Saw

Model: 20087



### Specifications:

- » 12" bar and chain
- » 40 Volt high power rechargeable Lithium-ion battery. Available in standard 2A and high capacity 4A

### Features:

- » Cushion over mold handles and grips for operator comfort
- » Tool-less chain tensioning with quick adjust knob
- » Hand guard for added protection
- » Rear handle lock-off switch helps prevent accidental start ups
- » Auto oiler with clear view window for easy oil level check

## 14" 9A Chain Saw

Model: 20012



### Specifications:

- » 14" bar and chain
- » 26" cutting capacity
- » 9A motor

### Features:

- » Tool-less chain tensioning with quick adjust knob

### Specifications:

- » 16" bar and chain
- » 30" cutting capacity
- » 12A motor

### Features:

- » Over-mold handle for operator comfort
- » Tool-less chain tensioning with quick adjust knob

## 16" 12A Chain Saw

Model: 20022



### Specifications:

- » 18" bar and chain
- » 34" cutting capacity
- » 13A motor

### Features:

- » Over-mold handles for operator comfort
- » Mechanical chain brake makes for safe cutting
- » Tool-less chain tensioning with quick adjust knob
- » Auto oiler with clear view window for easy oil level check

## 18" 13A Chain Saw

Model: 20032



## 8" 24V Lithium-ion Battery Pole Saw

Model: 20102

### Specifications:

- » 8" bar and chain
- » 24 Volt high power rechargeable Lithium-ion battery. Available in standard 2A and high capacity 4A
- » In-line motor for unobstructed view of cutting area

### Features:

- » 3-piece shaft to accommodate operator's height
- » Cushion over-mold handle grips for operator comfort
- » Comfort reach - cushioned forearm rest for comfort and leverage
- » Easy chain tensioning with quick adjust knob
- » Rear handle lock
- » Auto oiler with clear view window for easy oil level check-off switch helps prevent accidental start ups



### Specifications:


- » 10" bar and chain
- » 40 Volt high power rechargeable Lithium-ion battery. Available in standard 2A and high capacity 4A
- » In-line motor for unobstructed view of cutting area

### Features:

- » 3-piece shaft to accommodate operator's height
- » Cushion over-mold handle grips for operator comfort
- » Comfort reach - cushioned forearm rest for comfort and leverage
- » Easy chain tensioning with quick adjust knob
- » Rear handle lock-off switch helps prevent accidental start ups
- » Auto oiler with clear view window for easy oil level check

## 10" 40V Lithium-ion Battery Pole Saw

Model: 20627





## 8" 20V Lithium-ion Battery Pole Saw

Model: 20612



### Specifications:

- » 8" bar and chain
- » 20 Volt rechargeable Lithium-ion battery. Available in standard 2.6A and high capacity 5.5A
- » 14" cutting capacity

### Features:

- » Over-mold handle for operator comfort
- » Tool-less chain tensioning with quick adjust knob
- » Auto oiler with clear view window for easy oil level check
- » Rear handle lock-off switch prevents accidental startups

### Specifications:

- » 10" bar and chain
- » 7A motor

### Features:

- » Over-mold handle for operator comfort
- » Easy adjust chain tensioning system
- » Auto oiler with clear view window for easy oil level check

## 10" 7A 2-in-1 Electric Pole Saw

Model: 20062



## 16" 40V 2-in-1 Lawn Mower

Model: 25157



### Specifications:

- » 16" cutting path
- » 40 Volt high power rechargeable Lithium-ion battery.
- » 7" rear wheels, 6" front wheels

### Features:

- » Durable poly plastic deck
- » Rear bagging capable - collection bag included
- » Mulching capable - mulch plug included
- » 7-position single lever height adjustment cuts grass from 1½" to 3½"
- » Includes 40V battery and charger

### Specifications:

- » 19" cutting path
- » 40 Volt high power rechargeable Lithium-ion battery.
- » 8" rear wheels, 7" front wheels

### Features:

- » Durable poly plastic cutting deck
- » Rear bagging capable - collection bag included
- » Mulching capable - mulch plug included
- » Side discharge chute
- » 7-position single lever height adjustment cuts grass from 1½" to 3½"
- » Includes two 40V batteries and a charger



## 19" 40V 3-in-1 Lawn Mower

Model: 25167

## 18" 24V 2-in-1 Self Propelled Lawn Mower

Model: 25092



### Specifications:

- » 18" cutting path
- » 24 Volt 20A rechargeable
- » 8" rear wheels, 7" front wheels

### Features:

- » Durable steel cutting deck
- » Rear bagging capable - collection bag included
- » Mulching capable - mulch plug included
- » 7-position single lever height adjustment cuts grass from 1¼" to 3½"
- » Includes 24V battery and charger

### Specifications:

- » 20" cutting path
- » 24 Volt 20A rechargeable
- » 10" rear wheels, 7" front wheels

### Features:

- » Durable steel cutting deck
- » Rear bagging capable - collection bag included
- » Mulching capable - mulch plug included
- » Side discharge chute included
- » 7-position single lever height adjustment cuts grass from 1¼" to 3½"
- » Includes 24V battery and charger



## 20" 24V 3-in-1 Lawn Mower

Model: 25222



## 18" 12A 2-in-1 Lawn Mower

Model: 25012



### Specifications:

- » 18" cutting path
- » 12A motor
- » 7" rear and front wheels

### Features:

- » Durable steel cutting deck
- » 7-position single lever height adjustment cuts grass from 1¾" to 3¾"
- » Easy cam lock on handle allows for easy folding and storage
- » Cord lock prevents cord from disconnecting

### Specifications:

- » 20" cutting path
- » 12A motor
- » 10" rear wheels, 7" front wheels

### Features:

- » Durable steel cutting deck
- » Rear bagging capable - collection bag included
- » Mulching capable - mulch plug included
- » Side discharge chute
- » 7-position single lever height adjustment cuts grass from 1¾" to 3¾"
- » Easy cam lock on handle allows for easy folding and storage
- » Cord lock prevents cord from disconnecting

## 20" 12A 3-in-1 Electric Push Mower

Model: 25022



## 16" 5 Blade Reel Mower

Model: 25052



### Specifications:

- » 16" cutting path
- » 2" rear roller
- » 10" front wheels

### Features:

- » Height adjustable 1" to 2½"
- » Includes collection bag

### Specifications:

- » 18" cutting path
- » 6" rear wheels
- » 10" front wheels

### Features:

- » Height adjustable 1¾" to 2¾"
- » Includes collection bag

## 18" 5 Blade Reel Mower

Model: 25062



## 20" 5 Blade Reel Mower

Model: 25072



### Specifications:

- » 20" cutting path
- » 6" rear wheels
- » 10" front wheels

### Features:

- » Height adjustable 1¾" to 2¾"
- » Includes collection bag

## 15A Electric Yard Chipper

Model: 24052



### Specifications:

- » 1 $\frac{3}{8}$ " cutting diameter
- » 15A motor
- » 7" wheels for easy relocation

### Features:

- » Push paddle makes feeding material into the hopper safe and simple
- » Includes additional set of reversible blades
- » Integrated cord lock prevents cord from disconnecting

### Specifications:

- » 7 $\frac{1}{2}$ " double-edge blade
- » 12A motor

### Features:

- » Spring assist front wheel for variable blade depth
- » Integrated cord lock prevents cord from disconnecting



## 7.5" 12A Electric Edger

Model: 27032

## 16" 14A Electric Yard Vac

Model: 26262



### Specifications:

- » 16" vacuuming path
- » 14A motor
- » 16:1 mulch ratio
- » 6" metal impeller

### Features:

- » Vacuums and mulches dry leaves and yard debris into usable compost
- » 8-position single lever height adjustment
- » Intended for use on dry material only



## 8A Electric Cultivator

Model: 27012



### Specifications:

- » 8A motor

### Features:

- » Adjustable tilling depth stake
- » Convenient lift handle
- » 4 forward rotating tines
- » Foldable handle makes storage easy
- » Top-mount motor for increased balance and stability
- » Removable tines allow for tilling widths of 8¼" or 10"

### Specifications:

- » 14" de-thatching path
- » 10A motor

### Features:

- » Stainless steel tines stay sharp longer for reliable performance
- » Cushion over mold grip and bale switch for operator comfort
- » 3-position tine depth adjustment for removing matted layers for healthy lawn growth
- » Includes additional set of 18 replacements tine assemblies
- » Integrated cord lock prevents cord from disconnecting

## 14" 10A Electric De-thatcher

Model: 27022





### 12" 7A Electric Snow Thrower

Model: 26012

#### Specifications

- » 12" clearing width
- » 4" clearing depth
- » 7A motor

#### Features

- » Impeller size 10"
- » Discharge distance up to 20'

#### Specifications

- » 16" clearing width
- » 6" clearing depth
- » 9A motor

#### Features

- » Impeller size 14"
- » Discharge distance up to 25'



### 16" 9A Electric Snow Thrower

Model: 26022

### 20" 12A Electric Snow Thrower

Model: 26032



#### Specifications

- » 20" clearing width
- » 10" clearing depth
- » 12A motor

#### Features

- » Impeller size 18"
- » Discharge distance up to 30'

The logo features the word "greenworks" in a sans-serif font. "green" is in a vibrant green color, and "works" is in white. A small "TM" trademark symbol is positioned above the "s" in "works". The text is centered within a dark blue, rounded hexagonal shape.

**greenworks™**

**Life Gets Easier™**



P.O. Box 3130 Mooresville, NC 28117 | [sales@greenworkstools.com](mailto:sales@greenworkstools.com) | 1-888-90-WORKS





Life Gets Easier™

